

## C1.7 TOURING


Dédiée à un usage randonnée, notre C1.7 vous offrira une formidable expérience de pagayage lors de vos petites, moyennes et longue randonnée.

Dedicated for touring usage, our C1.7 will give you an amazing paddling experience for your small, medium and long trip.

## C1.W WITHEWATER


Dédiée à un usage white water, la C1.W est la pagaie parfaite pour les amateurs de rivières sportives. Sa poignée en T vous offrira une solide prise en main

Dedicated for white water canoeing, our C1.W is the perfect paddle for technical enthusiast rivers runners. His carbon T Grip will offer you strong handling



C1.7

C1.W



Blade area : C1.7 — 663 cm<sup>2</sup>



Shaft option : Straight one piece Carbon / Kevlar-carbon



Techno available :




HEAVY DUTY SERIES



SUPER LIGHT SERIES



C1.W — 790 cm<sup>2</sup>  
— 820 cm<sup>2</sup>



Technology series	C1.7 / <b>HD</b> series		C1.W / <b>SL</b> series	
Program	TOURING		WITHEWATER	
Blade Surface Area	663 cm <sup>2</sup>		790 cm <sup>2</sup>	820 cm <sup>2</sup>
Blade Length x Width	47,5 x 18,8 cm		48 x 20 cm	49,5 x 20,5 cm
Shaft option	Straight		Straight	
One piece paddle Length / cm	120 to 160		120 to 160	